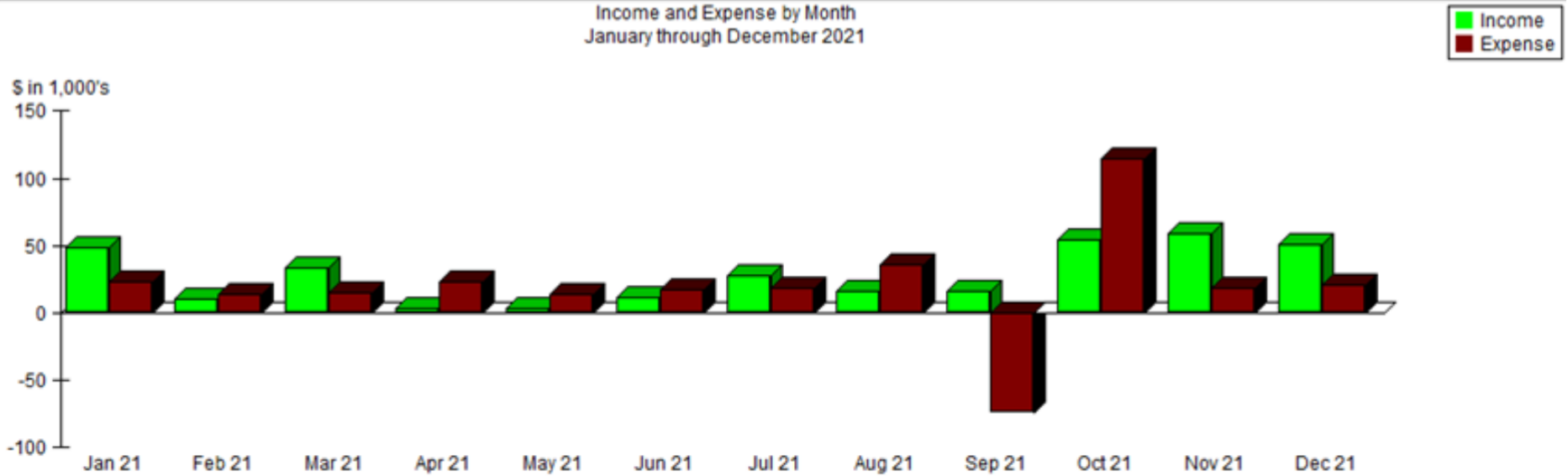
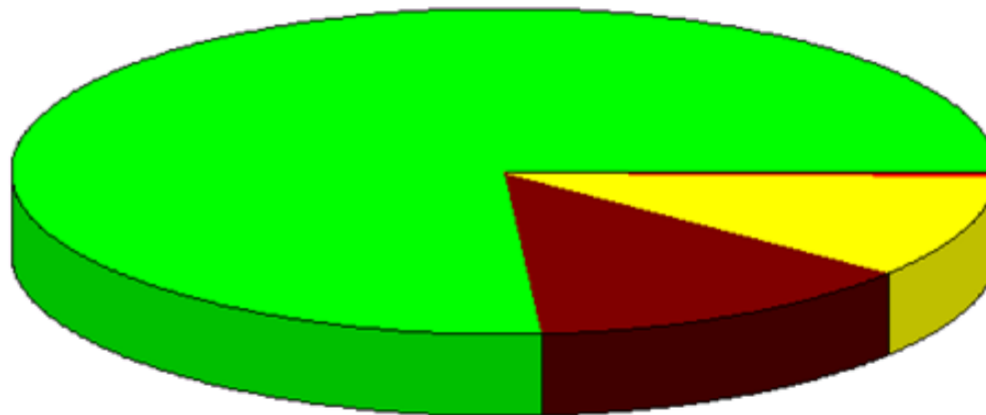


# 2021 Income Summary

Income and Expense by Month  
January through December 2021



Income Summary  
January through December 2021

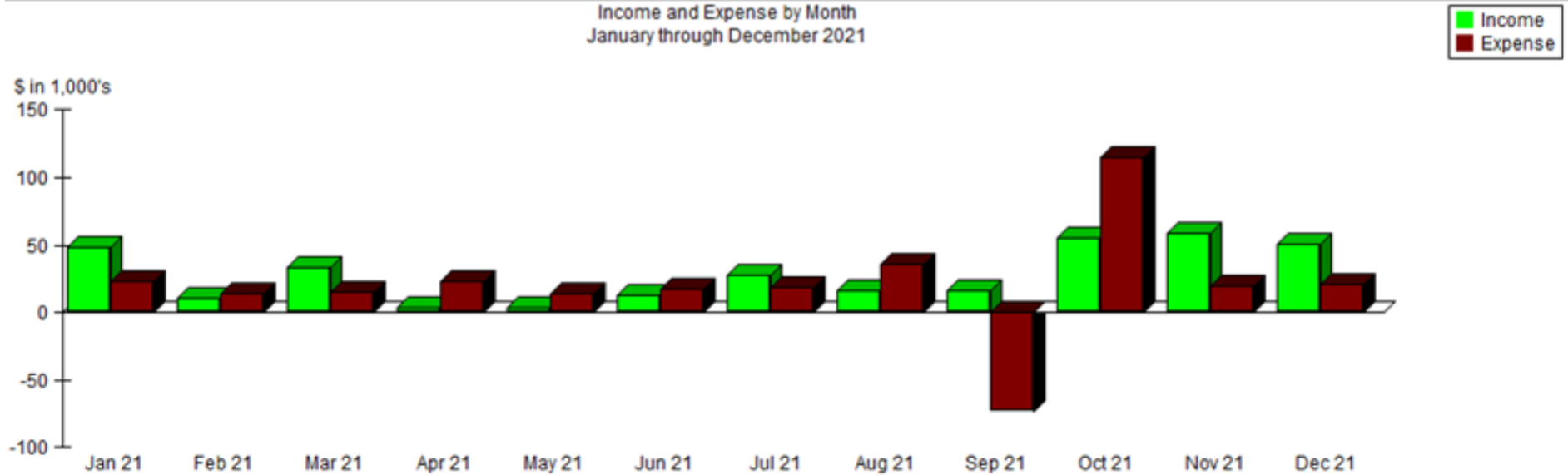


43400 - Direct Public Support	76.41%
81000 - Gain on Sale	13.09
43300 - Direct Public Grants	10.43
45000 - Investments	0.06
47200 - Program Income	\$-137.00
46400 - Other Types of Income	0.01
Sub-Total	\$344,049.38

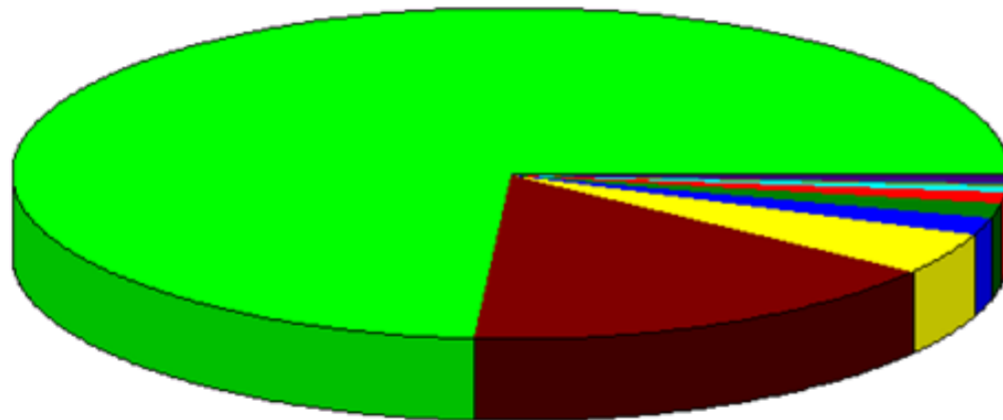
By Account

# 2021 Expense Summary

Income and Expense by Month  
January through December 2021



Expense Summary  
January through December 2021



66000 · Payroll Expenses	73.95%
62800 · Facilities and Equipment	16.12
65000 · Operations	4.26
62100 · Contract Services	1.77
65100 · Other Types of Expenses	1.55
65180 · Insurance - Professional Liab	1.20
60900 · Business Expenses	0.48
6510 · Office Supplies	0.27
65002 · Supplies - Fundraising	0.24
68300 · Travel and Meetings	0.07
Other	0.09
<b>Total</b>	<b>\$247,408.29</b>

By Account